



KFDA

The absolute powerhouse
of filler injectors

MEDISHINE

MEDISHINE 

Wireless Handy Type Filler Injector



SBMED
SKIN&BODY MEDICAL Inc



| The first filler injector in the world - MEDISHINE

MEDISHINE is a medical device (electric infusion pump) that can enhance the effectiveness of the procedure and prevent side effects with the application of the world's first wireless hand-held main unit and wireless foot switch as it improves user convenience in the procedure and provides fixed-amount injection as well as uniform injection at constant speed.

| Wireless foot switch

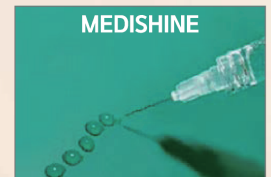

With a wireless foot switch, MEDISHINE provides a procedural position closest to holding a syringe with the hands during the procedure for the best effect and side effect prevention.



+ DLPT is applied to MEDISHINE to minimize drug loss.

DLPT : Drug Loss Prevention Technique

A technique that minimizes drug loss by automatically reversing the linear motor when drug injection is over



+ MEDISHINE can be applied in various procedures.



| Syringe-retaining cap dedicated to MEDISHINE

- 2 Types of syringe-retaining caps are provided for 1-3 mL and 5 mL syringes.
- 3 Types (1 mL, 3 mL, 5 mL) of syringe size-converting heads are provided.

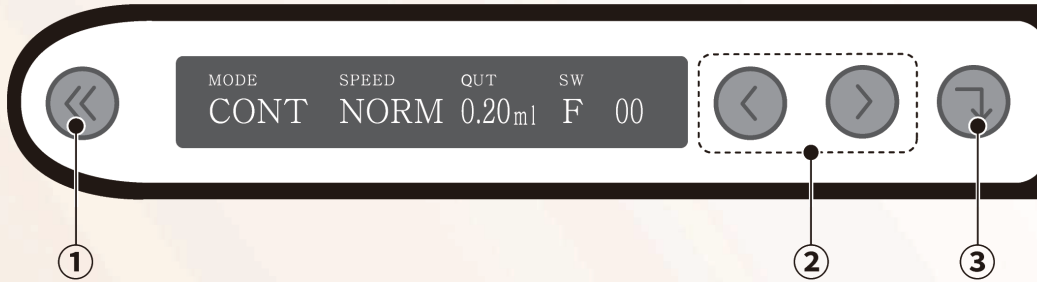


Syringe-retaining caps for 1-3 cc



Syringe-retaining cap for 5 cc

+ Description for Control Panel



①



Hand injection button

Inject filler.

- The wireless foot switch is disabled when the hand injection button is enabled.
- The hand injection button is disabled when the wireless foot switch is enabled.

②



Syringe plunger adjustment & menu navigation buttons

- Move the syringe plunger forward or backward.
- ◀ : Move the syringe plunger forward
- ▶ : Move the syringe plunger backward
- Navigate through menus or select options.

③



Settings button

Set values for the menu.

- Press and hold the Settings button for 3 seconds to reset the number of shots.
- Press and hold the Settings button for 6 seconds to return to the initial screen.
- Switch to use screen by pressing the Settings button in power saving mode.

| Certification



Patent Certificate

Certificate Of Design
Registration

Certificate Of Trademark
Registration

+ Description for Display



① MODE menu

- **DOSE** : Automatically inject the amount set in the **QUT** menu when pressing the hand injection button or wireless foot switch.
- **CONT** : Inject continuously while pressing the hand injection button or wireless foot switch.

② SPEED menu

- **SLOW** : Set the injection speed to slow.
- **NORM** : Set the injection speed to normal.
- **FAST** : Set the injection speed to fast.

③ QUT menu

- It applies only when using **DOSE** mode.
- The injected dose can be set between **0.01 mL** and **1.0 mL**

④ SW menu

- **H** : Set this when injecting using the hand injection button.
- **F** : Set this when injecting using the wireless foot switch.

⑤ Display cumulative shot count

It displays the shot count.

⑥ Display remaining battery

It displays the amount of remaining battery.

⑦ RECHARGING

When this message appears, use the product after charging it for over 30 minutes.



CE MDD Certificate



ARTG Certificate



GMP Certificate



ISO13485(2016)



China Patent Certificate

MEDISHINE Key Point

1) MEDISHINE offers DOSE mode that injects a fixed amount and CONT mode that injects continuously.

- DOSE: Selectable between 0.01 mL (min) and 1.00 mL (max), automatically inject the set amount.
- CONT: Inject continuously while pressing the hand injection button or wireless foot switch.

2) MEDISHINE has 3 injection speed settings.

- There are 3 speed settings of FAST, NORMAL, and SLOW for users to adjust to a desired speed.

3) MEDISHINE has applied the wireless foot switch and wireless hand-held main unit for the first time in the world.

- It provides the best position for the user to perform the procedure conveniently, similar to holding a syringe with the hands.

4) MEDISHINE can be used with all domestic and imported fillers and pre-filled syringe products in 1-5 mL (e.g., skin booster, water glow injection).

- Any pre-filled syringe products available in the market can be used except for some products (5% of filler products).

5) MEDISHINE is compatible with ampoule-type products when used with pre-filled syringes.

- Applicable to all procedures, including Botox, skin booster, hair loss therapy, and mesotherapy.

6) MEDISHINE dramatically shortens the time required for the procedure.

- For a large-capacity filler procedure, you can reduce the time required for the procedure by up to 50% using 3 sets of MEDISHINE consecutively.

7) MEDISHINE enhances the effectiveness of the filler procedure.

- It enables filler injection at a constant speed in a uniform amount, which enhances the effectiveness of the procedure and prevents side effects.

8) Anyone can use MEDISHINE easily.

- The methods of operation and use are simple, making it easy and convenient even for first-time users. We also provide instructional videos and user manual (website).

9) MEDISHINE reduces side effects (pain and bruises) that may occur during the procedure.

- Compared to performing procedures manually with the hands, MEDISHINE allows fixed-amount and uniform injections and reduces the probability of pain and bruises by about 40% using thinner needles and filler cannulas, thereby preventing side effects.

10) MEDISHINE is compatible with all needles and filler cannulas.

- Needles, filler cannulas, or multi-needles of any size that the user desires can be used.
-

Product Specifications

Manufacturer	SBMED, Inc. / Republic of Korea
Category	Infusion pump / Medical device
Item Name	MEDISHINE
Model No.	SD-100
Box Size	21cm * 14cm * 11cm
Gross Weight	900g
Components	Wireless hand-held main unit + wireless foot switch + Main unit cradle + Charging adaptor + syringe-retaining caps (2 types) + syringe size-converting heads (3 types)
Battery	Li-Polymer 400mAh (7.4V) 2EA
Charging Adaptor	Input : 100-240 Vac, 50/60 Hz, 20VA, Output : 12 Vdc, 1.0 A



SBMED, Inc.